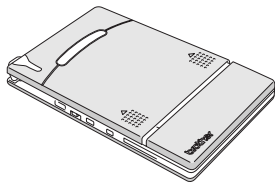


Quick Guide



● Before using this printer, be sure to read this User's Guide.

1) What is Bluetooth?

Bluetooth is a type of short-range wireless technology that provides wireless connectivity to users of computers and PDAs equipped with Bluetooth.

2) Precautions for using Bluetooth

Wireless connections are used in a wide range of fields. Therefore, in order to prevent malfunctions with the following, Bluetooth should be turned off.

- Hospitals
- Aircraft
- Gasoline/Petrol stations
- Fire alarms

3) For better transmission

Bluetooth connectivity varies greatly according to its operating environment. If a good connection cannot be achieved, try connecting again.

Connections are difficult to achieve in the following locations.

- Near electronic equipment
- Near broadcasting stations or wireless base stations
- Near wireless LAN (IEEE802.11)

4) Other features of Bluetooth technology

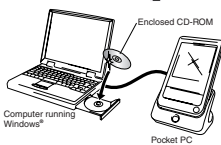
- Equipment using Bluetooth technology may require a few seconds until the Bluetooth function can be used after it is turned on. This length of time differs depending on the equipment. (This unit requires a maximum of 8 seconds.)

Printer operation

1 Read the Quick Guide and check that all accessories are enclosed.

2 Insert the enclosed CD-ROM into the CD-ROM drive of the computer running Windows®.

The installer automatically starts up and the Brother Mobile Printing Software dialog box appears. If the installer does not automatically start up, double-click "My Computer", and then double-click .



3 Prepare the printer.

Refer to the User's Guide. (The User's Guide can be viewed by clicking the View User Guide button in the first dialog box that appears when the installer is started up to install the software.)



Note: Read the User's Guide before operating the printer. It is recommended you save the User's Guide onto your PC for future reference.

4 Install the software according to the instructions that appear.

To view the Software Guide, click the View Software Guide button.



5 Print!! Refer to the Software Guide.

Note: Adobe Acrobat Reader is needed in order to view the User's Guide and the Software Guide.

Manual structure

A User's Guide and a Software Guide are provided on the CD-ROM included with this printer.

User's Guide

The User's Guide provides precautions for using this printer, details on the printer's setup.

Software Guide

The Software Guide describes the procedures for installing and uninstalling the software onto a computer running Windows® or onto a Pocket PC and their printing procedures.

Enclosed accessories

MW-140BT mobile printer



Paper cassette

filled with C-11 thermal paper (50 sheets).



Charger (AC adapter)



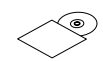
(Power plug may vary by country)

USB cable



CD-ROM

(contains the software, the User's Guide and the Software Guide)



Quick Guide (This guide)



Product specifications

Printer specifications

Indicators	Status indicator light (blue/green/red) Charging indicator light (orange)
Printing	Method Resolution Print speed No. of pages that can be printed
	Direct thermal printing with a line thermal print head 300 dpi x 300 dpi 15 seconds/sheet (standard text on thermal paper with 7 % coverage at an ambient temperature of 25 °C)
	100 or more during continuous printing with a fully charged battery. Using Bluetooth sleep mode will affect this figure. (Based on 7% coverage at an ambient temperature of 25 degrees Celsius.) (Standard paper manufactured by Brother; A7 thermal)
	Paper supply method Paper
Power supply	Brother paper cassette, automatic paper feed mechanism Brother A7 cut paper (74 mm x 105 mm) Compact switching AC adapter for charging, lithium ion battery (built in) 780 mAh (7.4 V)
Interface	Complies with USB Ver. 1.1 and compliant with Bluetooth ver. 1.1 class 2 serial port profile supported
Dimensions	100 mm (W) x 160 mm (not including projection) (D) x 17.5 mm (H)
Weight	300 g (including the built-in lithium ion battery and a paper cassette containing 50 sheets of plain thermal paper)

MW-140BT Accessories

Stock No.	Description
C-11	A7 Thermal paper (105 mm x 74 mm)
C-51	A7 Carbon copy paper (2ply) (105 mm x 74 mm)

Count: 50 sheets/cassette (thermal paper)  
30 sheets/cassette (all others)