

3SIXT



SoundJet

Wireless Speaker

3S-0950

USER GUIDE

SAFETY NOTICES

Read the following recommendations before using the SoundJet Wireless Speaker:

- Before recharging the SoundJet through a wall outlet, make sure wall charger outlet voltage is 5V 1A;
- Make sure to use the Micro USB Charge Cable that came with this product, other cables may damage your SoundJet;
- Do not drop, knock, disassemble or attempt to repair the SoundJet. Do not immerse or put the SoundJet in water. Store the SoundJet in a dry place;
- Do not expose the SoundJet to excessive heat including direct sunlight and fire;
- Do not use the SoundJet near explosive gases or flammable materials;
- Do not burn or incinerate the SoundJet;
- Do not expose the SoundJet to harsh chemicals;
- Keep the SoundJet away from young children;
- Putting anything in the SoundJet's input or output ports other than the supplied Micro USB Charge Cable or your device's charging cable will cause damage or short out the SoundJet;
- To extend the SoundJet's charging life, do a complete recharge of the SoundJet every four months;
- **PLEASE NOTE: The SoundJet is only WATER RESISTANT. It has a level 6 water ingress rating that means it can sustain high pressure water jets for 30 minutes. It cannot be fully submerged in water.**

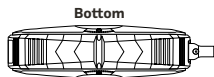
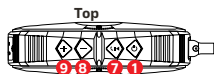
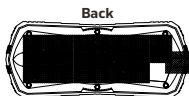
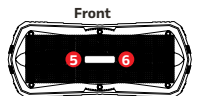
Welcome

This User Guide will give you the information on how to enjoy your 3SIXT SoundJet Wireless Speaker.



For more information and support visit www.3sixtgear.com

GETTING TO KNOW YOUR SOUNDJET WIRELESS SPEAKER



Buttons & Ports & Lights

- 1 Power Button
- 2 AUX-In
- 3 Charge Indicator Button
- 4 Micro USB Charge Port
- 5 Charge Indicators
- 6 Power/Paring/AUX-In Light
- 7 Multi Function
- 8 Volume Down
- 9 Volume Up
- 10 USB 5V 1A Input Port

ACCESSORIES

- 1) SoundJet Wireless Speaker
- 2) Micro USB Charge Cable
- 3) 3.5mm AUX Cable
- 4) User Guide

HIGHLIGHTS

The 3SIXT SoundJet Wireless Speaker can be connected to Bluetooth® devices such as smart phones, tablets and computers to playback your favourite music via streaming services or through your own music library. Thanks to the powerful speakers and passive woofer system the SoundJet delivers crisp full stereo sound. The SoundJet can sustain around 8 hours of music assisted by the internal 4000mAh power bank and is the perfect companion for you to use in the park, while camping, at the beach...anywhere!

WIRELESS CONNECTION

Turn the SoundJet on by pressing the power button **1** for several seconds, then the blue LED **6** flashes quickly. The SoundJet has now entered the wireless pairing mode.

CONNECT TO MOBILE PHONES/TABLETS/COMPUTERS

Activating Bluetooth® on your device:

- 1) Go to your device Bluetooth® settings and scan for new Bluetooth® devices;
- 2) Search for 3SIXT 3S-0950 and once found, click on it to pair with the SoundJet;
- 3) If your device asks for a pairing code, please enter '0000' and confirm it.
- 4) After successful pairing, the SoundJet will make a sound and the LED light **6** stays blue.

Note: Pairing time varies with different devices. The SoundJet only needs to be paired the first time and it will automatically connect when the device is back in range or is turned back on (the SoundJet remembers the last 8 paired devices' names).

AUX AUDIO-IN CONNECTOR

The SoundJet also features 1 x AUX audio-in port **2**. Simply connect the SoundJet with your device via the 3.5mm jack audio cable. The green indicator light **6** will illuminate. Now you are ready to play music via the wired AUX connection.

POWER BANK FUNCTION

After connecting a device for charging, short press the button near the AUX **3** port to show the remaining battery capacity.

The red LED lights **5** will be illuminated: Four red lights: 100%, three red lights: 75%, two red lights: 50%, one red light: 25% (or below), which means the battery needs charging.

LOW POWER INDICATOR

The SoundJet will make a voice prompt to remind you to charge if the battery is low (battery <10%). You will need to charge the SoundJet regularly to maintain a full charge.


CHARGING AND COMPUTER CONNECTION

Connect the Micro USB Charge Cable to a USB 5V 1A charger to recharge the SoundJet's internal battery via the Micro USB port **4**. Whilst charging, the red LED lights **5** will be illuminated - Four static red lights: 100%, three static red lights: 75%, two static red lights: 50%, one static red light: 25% (or below).

TECHNICAL SPECIFICATIONS

Audio input connector	3.5 mm
Ingress Rating	IPX6 Water Resistant
Battery	Lithium Ion 3.7v/4000mAh
Wireless Protocol	BT v4.1
Distance	Up to 10m
Input/Output	5V 1A
Audio Output	5W x 2 Speaker
Unit	40 mm x 2
Playback Time	5-8 hours
Recharge Time	4-5 hours
Dimensions	181 x 58 x 75 mm
Weight	450g
Frequency Range	160Hz-20KHz
DistortionTHD	1%
Working Temperature	Temperature: 0°C - 40°C / Humidity: 0% -85%
Storage Temperature	Temperature: -30°C - 60° C / Humidity: 0% -90%

GENERAL OPERATION

Powering On/Off	Long press  to power on/off.
Answering a call	During an incoming call, short press ' ⏪ ' key 8 to answer the phone, short press again to end the call and return to music.
Ending or refusing a call	Short press 'MF' key 7 to end the call or long press 'MF' to refuse the call.
Making a call	Long press 'MF' key 7 to call the last dialed number.
Play/Pause	Short press 'MF' key 7 to adjust.
Volume - or +	Short press '+/-' 9 / 8 to adjust.
Next/Previous	Long press ' ⏩ ' 9 to go to the next track. Long press ' ⏪ ' 8 to go to the previous track.
Disconnect wireless connection	Long press '+' and ' ⏪ ' 9 / 8 to disconnect the current wireless connection. The SoundJet will then start searching for a new device.

Please note: When in wireless mode if the 3.5mm AUX cable, the SoundJet will switch to 'line in' status automatically. Please turn off the SoundJet when not in use to prevent power drain.

LED STATUS

Wireless Status

Blue light 6 flashes	Pairing mode
Blue light 6 steady	Connected

Line in Mode

Green light 6 illuminates	Line in mode
----------------------------------	--------------

Charging Status

Red light **5** illuminates when connected to a power source

One red light	20%
Two red lights	50%
Three red lights	75%
Four red lights	100%

Power Bank Capacity

Red light **5** illuminates when the Indicator Button **3** is pressed

One red light	20%
Two red lights	50%
Three red lights	75%
Four red lights	100%

TROUBLESHOOTING

1. My device can't find any new Bluetooth® devices

- a) Make sure the SoundJet has entered pairing mode.
- b) Ensure the SoundJet is within the effective working range (10m)

2. Bluetooth® devices cannot pair

- a) Make sure your device allows new Bluetooth® connections.
- b) Make sure the pairing password entered is '0000'. If you are using a Bluetooth® transmitter device, please ensure the responding password of your Bluetooth transmitter supports the '0000' code.

3. My SoundJet does not play music or answer calls when it is connected to a Bluetooth® device

- a) Make sure your Bluetooth® device supports A2DP and HSP profile
- b) Ensure your Bluetooth® enabled device is within the effective working range.

4. When paired with my computer, Windows asks for a new driver. Can you supply?

Sorry, we do not supply drivers. Please visit your PC manufacturer's website for the latest driver updates.

5. Is the SoundJet waterproof?

No, the SoundJet is only water resistant. It has a level 6 water ingress rating that means it can sustain high pressure water jets for 30 minutes. It cannot be fully submerged in water.

EN 3SIXT PRODUCT SUPPORT

For more information, visit www.3sixtgear.com/support

DE 3SIXT PRODUKT-SUPPORT

Bitte besuchen Sie www.3sixtgear.com/support

FR ASSISTANCE PRODUIT 3SIXT

Veillez consulter www.3sixtgear.com/support

ES ASISTENCIA TÉCNICA DEL PRODUCTO 3SIXT

Visite www.3sixtgear.com/support

IT ASSISTENZA TECNICA 3SIXT

Si prega di visitare www.3sixtgear.com/support

AUSTRALIA & NEW ZEALAND TWO YEAR WARRANTY

3SIXT will replace the faulty product at no cost to the consumer. The warranty does not extend to any consequential damages or costs that may be incurred and is valid for TWO YEARS from date of purchase. The consumer must return the faulty product to the retail store it was purchased from together with proof of purchase. The benefits to the consumer under this warranty are in addition to other rights and remedies of the consumer under Australian and New Zealand laws in relation to the goods to which the warranty relates. Our goods come with guarantees that cannot be excluded under the Australian Consumer Law. You are entitled to a replacement or refund for major failure and for compensation for any other reasonably foreseeable loss or damage. You are also entitled to have the goods repaired or replaced if the goods fail to be of acceptable quality and the failure does not amount to a major failure. The warranty is provided by: Cellnet Limited (in Australia): 59-61 Qantas Drive, Eagle Farm, Queensland 4009. Ph: 1300 CELLNET (1300 235 563). Email: info@cellnet.com.au. Cellnet Limited (in New Zealand): 10a Orbit Drive, Rosedale, Auckland 0632. Ph: 0800 CELLNET (0800 235 563), Email: info@cellnet.co.nz

3SIXT and its logo are trademarks of Cellnet Group Limited in Australia & New Zealand. All Rights Reserved.

The Bluetooth® word mark is a registered trademark owned by Bluetooth SIG, Inc.

Made in China



For more information, visit
www.3sixtgear.com/support

